

**SECTION 5  
WATER  
MATTERS**

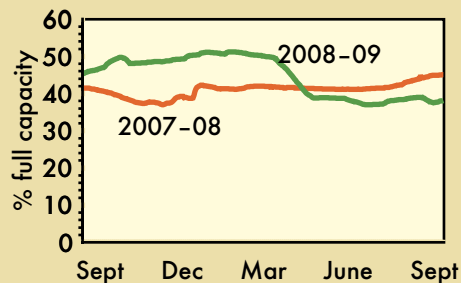
This section brought to you in association with



# Cotton water storage snapshot

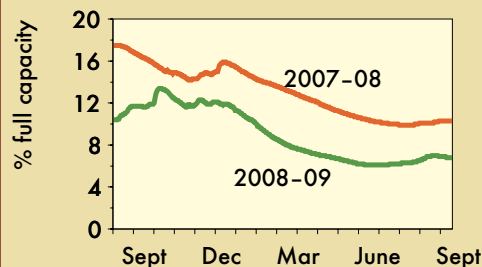
The overall volume of water in storage in cotton production areas is almost the same as the previous year, with an industry-wide level of 30.7 per cent full. The Namoi and Border Rivers have improved levels while southern NSW and the Gwydir are lower. Emerald has full water availability.

## 1: Murrumbidgee - Burrinjuck




	Capacity (ML)	Volume Aug 31 (ML)	% full
Burrinjuck Dam	1,026,000	391,000	38%

## 2: Lachlan Valley - Wyangala

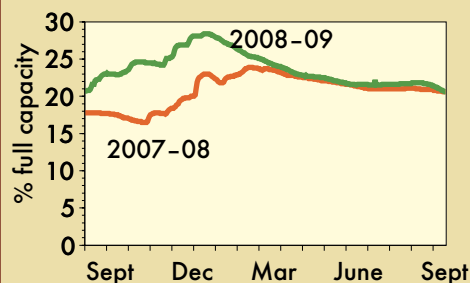


	Capacity (ML)	Volume Aug 31 (ML)	% full
Wyangala Dam	1,220,000	83,000	7%
Carcoar Dam	36,130	3,000	8%




	Full capacity (ML)	Current (ML) (Aug 31, 2009)	% full 2009	% full 2008
<b>Queensland</b>				
Fairbairn Dam	1,301,000	1,085,000	84	84
Beardmore Dam	82,000	39,000	49	38
Leslie Dam	106,000	14,000	13	15
<b>New South Wales</b>				
Glenlyon Dam	254,000	60,000	24	29
Pindari Dam	312,000	134,000	43	29
Copeton Dam	1,362,000	169,000	12	20
Split Rock Dam	397,000	20,000	5	5
Keepit Dam	425,000	154,000	36	20
Burrendong Dam	1,188,000	239,000	20	17
Windamere Dam	368,000	82,000	22	24
Wyangala Dam	1,220,000	83,000	7	10
Burrinjuck Dam	1,026,000	391,000	38	45
<b>TOTAL</b>	<b>8,041,000</b>	<b>2,470,000</b>	<b>30.7</b>	<b>32.4</b>

## 3: Macquarie Valley - combined



	Capacity (ML)	Volume Aug 31 (ML)	% full
Burrendong Dam	1,188,000	239,000	20%
Windamere Dam	368,000	82,000	22%

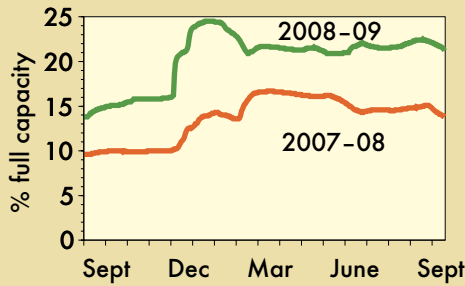


SECTION 5  
WATER  
MATTERS

This section brought to you in association with

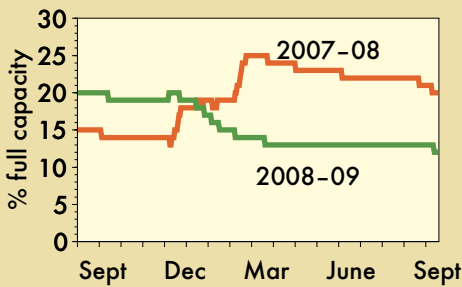


**4: Namoi Valley - combined**



	Capacity (ML)	Volume Aug 31 (ML)	% full
Keepit Dam	425,000	154,000	36%
Split Rock Dam	397,000	20,000	5%

**5: Gwydir Valley - Copeton**

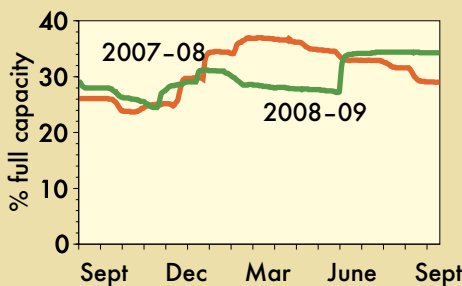


	Capacity (ML)	Volume Aug 31 (ML)	% full
Copeton Dam	1,362,000	169,000	12%

Copeton Dam

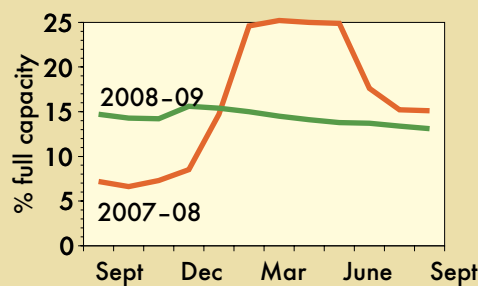


**6: Border Rivers - combined**



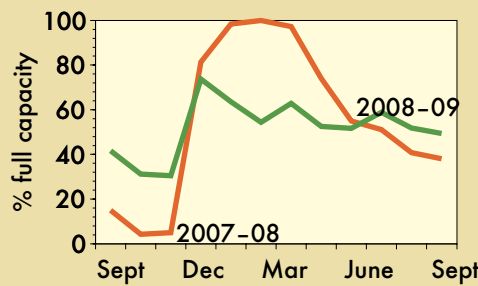
	Capacity (ML)	Volume Aug 31 (ML)	% full
Glenlyon Dam	254,000	60,000	24%
Pindari Dam	312,000	134,000	43%

**7: Darling Downs - Leslie**



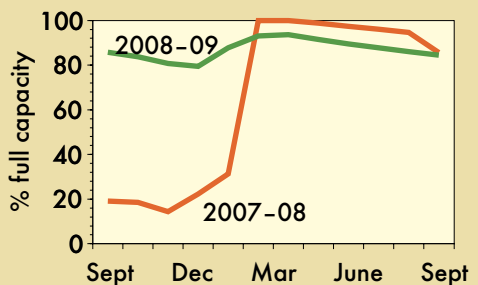
	Capacity (ML)	Volume Aug 31 (ML)	% full
Leslie Dam	106,000	14,000	13%

**8: Balonne River - Beardmore**



	Capacity (ML)	Volume Aug 31 (ML)	% full
Beardmore Dam	82,000	39,000	49%

**9: Emerald - Fairbairn**



	Capacity (ML)	Volume Aug 31 (ML)	% full
Fairbairn Dam	1,301,000	1,085,000	84%



Pindari Dam